



**HS TIMBER**

**PERFECTION IN TIMBER.**

**PRODUCTS**

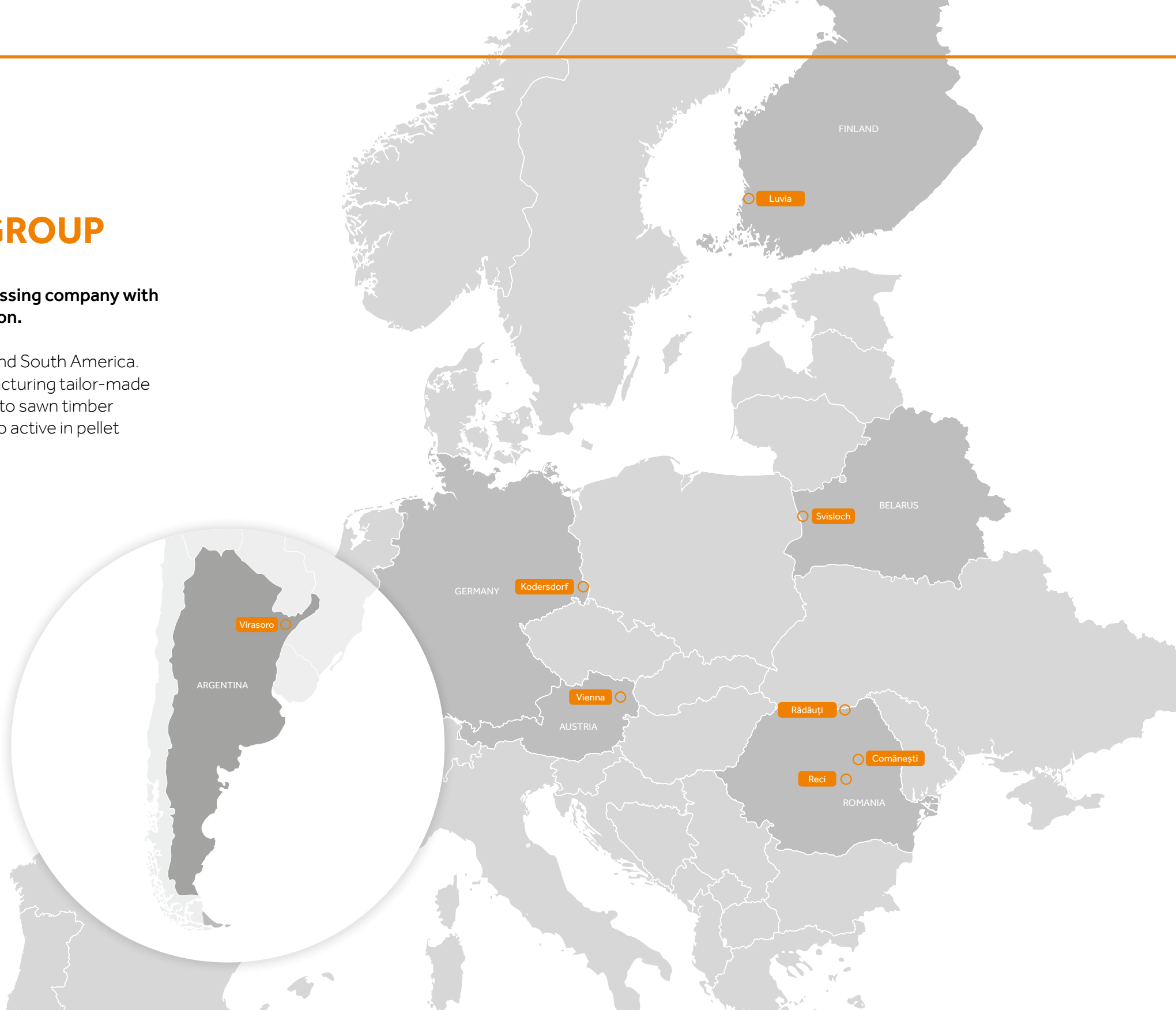


# LOCATIONS

## ABOUT HS TIMBER GROUP

**HS Timber Group is a traditional wood processing company with Austrian roots and an international orientation.**

We process coniferous roundwood in Europe and South America. Around 2,700 employees contribute to manufacturing tailor-made timber products for our customers. In addition to sawn timber production and sawn timber trading, we are also active in pellet production and bioenergy generation.



VIRASORO



KODERSDORF



LUVIA



SVISLOCH



RECI



RADAUTI



COMANESTI



# PERFECTION IN TIMBER.

## Getting better every day

### SUSTAINABILITY

Our resource is renewable and unique. Through our engagement in the areas where we operate, we initiate and support the economic development of local communities and respect the environment.



### PASSION

We are passionate and embrace new challenges to find the best solutions. Our ability to innovate, develop new products and services guarantees tailor-made solutions.



### PARTNERSHIP

Good cooperation with partners is the secret of our joint success. Our reliability ensures the stability of our employees, suppliers and customers.



## The sustainable industry

### WOOD IS A SUSTAINABLE AND RENEWABLE RAW MATERIAL.

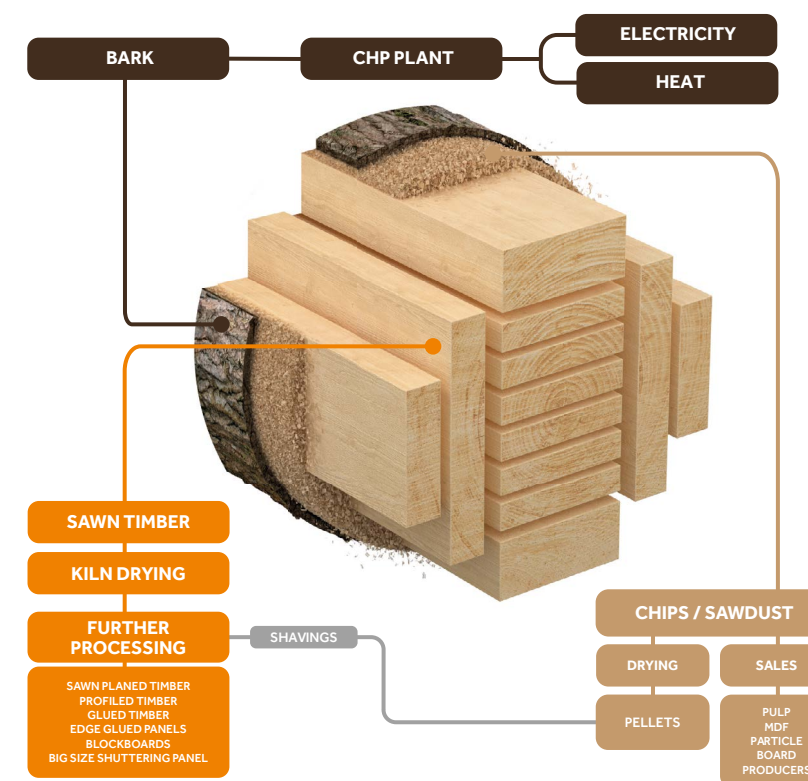
A sustainable supply chain - We know where our timber comes from.

### WOOD IS SOURCED EXCLUSIVELY FROM SUSTAINABLY MANAGED AND LEGAL SOURCES.

Our goal: to purchase roundwood only from certified forests by 2030.

### WOOD PRODUCTS STORE CO<sub>2</sub> FOR DECADES.

We use 100% of the roundwood.





# SAWN TIMBER


## Sawn Timber

Wood species Spruce/fir and pine  
 Dimensions Thickness 18 – 105 mm  
 Width 30 – 300 mm  
 Length 2000 – 5000 mm  
 Processing Rough, anti-stain protection  
 fresh or kiln-dried



## Laths

Wood species Spruce/fir and pine  
 Dimensions Thickness 18 – 100 mm  
 Width 18 – 100 mm  
 Length 2000, 3000, 4000 and 5000 mm  
 Processing Rough, anti-stain protection  
 fresh or kiln-dried  
 Packaging Mini tied



## Packaging Timber

Wood species Spruce/fir and pine  
 Dimensions Thickness 12 – 22 mm  
 Width 60 – 150 mm  
 Length 800 – 5000 mm  
 Cut to size On request  
 eg. 800, 1000 or 1200 mm  
 Processing Rough, anti-stain protection  
 fresh or kiln-dried  
 Certification Heat treated according to IPPC-Standard



## Pallet Decks

Wood species Spruce/fir and pine  
 Dimensions According to customer requirements  
 Processing Rough and kiln-dried  
 Certification Heat treated according to IPPC-Standard





# PLANED TIMBER

## Planed Timber

Wood species	Spruce/fir and pine
Dimensions	Thickness 17 – 45 mm Width 80 – 300 mm Length 2000 – 5000 mm
Processing	Planed, square edged, eased edge, kiln-dried



## Construction Timber

Wood species	Spruce/fir and pine
Dimensions	Thickness 18 – 105 mm Width 30 – 300 mm Length 2000 – 5000 mm
Processing	Planed, square edged, eased edge, kiln-dried
Certification	C16/24, JAS, PLIB, TPI, CMSA



# GLUED TIMBER




## Finger Jointed Door Stiles

Wood species	Spruce/fir and pine
Dimensions	Thickness 17 – 45 mm Width 25 – 200 mm Length up to 6000 mm
Glue	PVAc
Processing	Planed, square edged, chamfered, eased edge, KD 10 %



## Finger Jointed Timber

Wood species	Spruce/fir and pine
Dimensions	Thickness 17 – 85 mm Width 25 – 200 mm Length up to 6000 mm
Glue	PVAc; HRA
Finger jointed	Surface or edge
Processing	Rough or planed KD 8 - 10 %
Packaging	Customised



## Laminated Post & Beam

Wood species	Spruce/fir and pine
Dimensions	105 × 105 mm, 120 × 120 mm Length 2650 - 3985 mm 105 / 120 × 105 / 120 / 150 / 180 / 210 / 240 / 270 / 300 mm Length 2750 / 2985 / 3650 / 3985 mm
Glue	EPI; MF; MUF
Processing	Planed KD 12 %
Certification	JAS





# PROFILED TIMBER

## Profile Boards Trapezoid & Softline

Wood species	Spruce/fir and pine
Dimensions	Thickness 12.5 / 14 / 19 mm Width 96 / 121 / 145 mm Main lengths 3000 and 4000 mm Retrimms 2000 and 2500 mm
Moisture	16%
Packaging	Mini bundled, shrink wrapped
Certification	CE SR EN 14915: 2013, 1870-CPR-1069/1



## Garden House Profile

Wood species	Spruce/fir and pine
Dimensions	Thickness 28 mm Width 116 / 145 mm Main lengths 3000 and 4000 mm Retrimms 2000 and 2500 mm
Moisture	16%
Packaging	Mini bundled, shrink wrapped
Certification	CE SR EN 14915: 2013, 1870-CPR-1069/1



## Tongue & Groove

Wood species	Spruce/fir and pine
Dimensions	Thickness 19 mm Width 145 mm Main lengths 3000 and 4000 mm Retrimms 2000 and 2500 mm
Moisture	16%
Packaging	Mini bundled, shrink wrapped
Certification	CE SR EN 14915: 2013, 1870-CPR-1069/1



## Flooring

Wood species	Spruce/fir and pine
Dimensions	Thickness 19 mm Width 145 mm Main lengths 3000 and 4000 mm Retrimms 2000 and 2500 mm
Moisture	12%
Packaging	Mini bundled, shrink wrapped
Certification	CE SR EN 14915: 2013, 1870-CPR-1069/1



# PELLETS

## Pellets

Wood species	Untreated softwood
Quality	EN_plus A1 ISO 17225-2 (RO 002 & DE 056)
Caloric value	≥4.8 kWh/ kg
Diameter	6 mm +/- 1 mm
Water content	≤ 10.0 %
Packaging unit	Loose, big bags (approx. 1,100 kg), 15 kg bags



## PELLETS - QUALITY

HS Timber Group produces pellets exclusively from sawmill by-products (sawdust, shavings and wood chips). This is also reflected in the high quality and low ash content.



Scan me  
Pellets Video



# 3-LAYER BLOCKBOARDS

## SOLID Veneer 3-layer

Deck	Fromager, poplar or beech
Core	Spruce, pine, poplar or albasia staves
Glue	IF 20; AW 100 available on request
Emission class	E1/2; E0 on request
Format	1870 × 3130 / 3720 mm 2070 × 2800 / 4100 / 5200 / 5600 mm 1250 × 2500 mm 1220 × 2440 mm
Thickness	13 / 16 / 18 / 19 / 22 / 25 / 28 / 38 mm Other thicknesses are available on request
Max. press format	2200 × 6500 mm



## SOLID HDF 3-layer

Deck	HDF
Core	Spruce, pine or poplar staves
Glue	IF 20; AW 100 available on request
Emission class	E1/2; E0 on request
Format	3720 × 1870 mm 5600 / 5200 / 2800 × 2070 mm 2500 × 1250 mm 2440 × 1220 mm
Thickness	15 / 16 / 18 / 19 / 22 / 25 / 29 / 30 / 38 mm
Max. press format	6500 × 2200 mm



## SOLID Chipboard 3-layer

Deck	Thin chipboard
Core	Spruce, pine or poplar staves
Glue	IF 20; AW 100 available on request
Emission class	E1/2; E0 on request
Format	5600 / 5200 / 2600 × 2070 mm
Thickness	16 / 18 / 19 / 22 / 25 / 38 mm Other thicknesses are available on request
Max. press format	6500 × 2200 mm



## SOLID Laminboard Core 3-layer

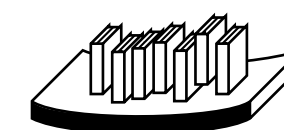
Deck	Rotary cut veneer, HDF or chipboard
Core	2 - 5 mm strips of spruce, pine, poplar or light wood
Veneer	Fromager, poplar, beech
Glue	IF 20; AW 100 available on request
Emission class	E1/2; E1 ; E0 on request
Format	2070 × 2600 / 5200 / 5600 mm 1250 × 2500 mm
Thickness	16 / 18 / 19 / 22 / 25 / 28 / 38 mm Other thicknesses are available on request
Max. press format	2200 × 6500 mm



Other formats on request.



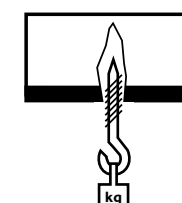
Scan me




High stability and bending strength



Light weight



High screw extraction resistance



## PROVEN SOLID QUALITY





# BLOCKBOARDS SPECIALS

## SOLID Light 3-layer

Deck	Rotary cut veneer, HDF or thin chipboard
Core	Albasia staves
Glue	IF 20; AW 100 available on request
Emission class	E1/2; E0 on request
Format	2070 × 2600 / 5200 mm
Thickness	13 / 16 / 19 / 22 / 25 / 38 / 50 mm Other thicknesses are available on request
Max. press format	2200 × 6500 mm



## SOLID Melamine 3-layer

Deck	4 mm chipboard or HDF melamine covered
Core	Spruce, pine, albasia or poplar staves
Decor	On request
Glue	IF 20; AW 100 available on request
Emission class	E1/2; E0 on request
Format	5400 / 5200 / 3720 / 2800 / 2600 × 2030 mm
Thickness	16 / 19 / 20 / 22 / 25 / 30 mm Other thicknesses are available on request
Max. press format	5400 × 2030 mm



## SOLID Prime 3-layer

Deck	Rotary cut veneer, HDF or thin chipboard
Core	Spruce, pine or poplar staves, light core
Decor	White paper impregnated with aminoplast resins
Glue	IF 20
Emission class	E1/2; E0 on request
Format	2070 × 2600 / 5200 mm
Thickness	13 / 16 / 19 / 22 / 25 / 38 mm Other thicknesses are available on request
Max. press format	2070 × 5400 mm



## SOLID Decorative Veneer 5-layer

Decor	Sliced cut decorative veneer beech, oak, maple, poplar, cherry, ash, alder, lime, birch other species available on request
Core	Spruce, pine or poplar staves
Deck	Rotary cut veneer or HDF
Glue	IF 20
Emission class	E1/2; E0 on request
Format	3100 × 1850 mm, 2600 × 2060 mm 2500 × 1250 mm
Thickness	16 / 19 / 22 mm Other thicknesses are available on request
Max. press format	3100 × 2070 mm



# 5-LAYER BLOCKBOARDS

## SOLID Double Core 5-layer

Deck	Rotary cut veneer fromager, poplar or beech
Core	Spruce, pine or poplar staves Also available in light core
Glue	IF 20; AW 100 available on request
Emission class	E1/2; E0 on request
Format	1870 × 2200 / 2250 mm 1250 × 2200 / 2500 mm
Thickness	34 / 39 / 41 / 44 / 47 / 50 mm Other thicknesses are available on request
Max. press format	2200 × 6500 mm



## SOLID HDF Double Core 5-layer

Deck	HDF or thin chipboard
Core	Spruce, pine or poplar staves Also available in light core
Glue	IF 20; AW 100 available on request
Emission class	E1/2; E0 on request
Format	3720 × 1870 mm 5600 / 5200 / 2800 × 2070 mm 2500 / 2200 × 1250 mm 2440 × 1220 mm
Thickness	34 / 39 / 41 / 44 / 50 mm Other thicknesses are available on request
Max. press format	6500 × 2200 mm



## SOLID HDF Triple Core 5-layer

Deck	HDF or thin chipboard
Core	Spruce or poplar staves Also available in light core
Glue	IF 20; AW 100 available on request
Emission class	E1/2; E0 on request
Format	3050 × 1250 mm 2600 × 2070 / 1850 mm 5600 / 5200 × 2070 / 1850 mm
Thickness	34 / 39 / 41 / 44 / 50 mm Other thicknesses are available on request
Max. press format	6500 × 2200 mm



## SOLID Double Veneer 5-layer

Deck	Rotary cut veneer poplar, fromager
Core	Spruce, pine or poplar staves
Underdeck	Poplar or Fromager
Glue	IF 20; AW 100 available on request
Emission class	E1/2; E0 on request
Format	1870 × 3130 / 3720 mm
Thickness	18 / 20 / 25 / 30 mm Other thicknesses are available on request
Max. press format	2200 × 6500 mm



Other formats on request.



# BIG SIZE – SHUTTERING PANELS

BLOCKBOARD CORE

## FORM XL 3 – S STAB 180 3-layer

Format/Size	2000 × 5400 × 21 mm
Glue	AW 100
Edge	Rectangular cut, sealed edges
Coating	Concrete pour side 180g/ m <sup>2</sup> , coating rear side 120g/ m <sup>2</sup>
Average number of pours	15
Weight	10.5 kg/ m <sup>2</sup>
Modulus of elasticity*	Lengthways 5660 N/ mm <sup>2</sup> , crossways 6640 N/ mm <sup>2</sup>
Bending strength*	Lengthways 30 N/ mm <sup>2</sup> , crossways 35 N/ mm <sup>2</sup>
Pieces per pallet	25



BLOCKBOARD CORE

## FORM XL 3 – S STAB 450 3-layer

Format/Size	2000 × 5400 × 21 mm
Glue	AW 100
Edge	Rectangular cut, sealed edges
Coating	Concrete pour side 450g/ m <sup>2</sup> , coating rear side 450g/ m <sup>2</sup>
Average number of pours	25
Weight	11 kg/ m <sup>2</sup>
Modulus of elasticity*	Lengthways 5,660 N/ mm <sup>2</sup> , crossways 6,640 N/ mm <sup>2</sup>
Bending strength*	Lengthways 30 N/ mm <sup>2</sup> , crossways 35 N/ mm <sup>2</sup>
Pieces per pallet	25



LAMINBOARD CORE

## FORM XL 3 – S STAE 450 3-layer

Format/Size	2000 × 5400 × 21 mm
Glue	AW 100
Edge	Rectangular cut, sealed edges
Coating	Concrete pour side 450g/ m <sup>2</sup> , coating rear side 180g/ m <sup>2</sup>
Average number of pours	30
Weight	11 kg/ m <sup>2</sup>
Modulus of elasticity*	Lengthways 5,000 N/ mm <sup>2</sup> , crossways 7,700 N/ mm <sup>2</sup>
Bending strength*	Lengthways 32 N/ mm <sup>2</sup> , crossways 41 N/ mm <sup>2</sup>
Pieces per pallet	24



LAMINBOARD CORE

## FORM XL 5 - S STAE 450 5-layer

Format/Size	2000 × 5400 × 21 mm / 27 mm
Glue	AW 100
Edge	Rectangular cut, sealed edges
Coating	Concrete pour side 450g/ m <sup>2</sup> , coating rear side 450g/ m <sup>2</sup>
Average number of pours	40
Weight	11 - 13.5 kg/ m <sup>2</sup>
Modulus of elasticity*	Lengthways 4,220 N/ mm <sup>2</sup> , crossways 7,400 N/ mm <sup>2</sup>
Bending strength*	Lengthways 45 N/ mm <sup>2</sup> , crossways 36 N/ mm <sup>2</sup>
Pieces per pallet	24/ 18



\* Indicated figures are only standard values.

# EDGE GLUED PANELS

## DIY Edge Glued Panels

Wood species	Spruce or pine
Glue	D3 according to DIN EN 204
Thickness	18 / 27 mm
Dimension	Widths 200 / 250 / 300 / 400 / 500 / 600 / 800 and 1000 mm Lengths 800 / 1000 / 1200 / 1500 / 2000 / 2500 and 3000 mm
Surface	Sanded (120 grid)
Moisture	10%
Lamella width	30 - 50 mm
Packaging	Single shrink wrapped Customised label on request



## Large-Format Edge Glued Panels

Wood species	Spruce or pine
Glue	D3 according to DIN EN 204
Thickness	18 / 27 mm
Dimension	1220 × 2000 / 2500 / 3000 mm
Surface	Sanded (120 grid)
Moisture	10%
Lamella width	40 - 60 mm
Packaging	Single shrink wrapped Customised label on request





### Profiled Timber Fase

Wood species	Spruce
Dimensions	22.5 × 121 mm (nom 25 × 125 mm) 3000–6000 mm
Moisture	18 %
Surface	Untreated
Packaging	Shrink wrapped



### Profiled Timber UTV

Wood species	Spruce
Dimensions	20 × 120 mm (nom 22 × 125 mm) 3000–6000 mm
Moisture	18 %
Surface	Untreated or primed white, Teknol 2881
Packaging	Shrink wrapped



### Profiled Timber Glattkant

Wood species	Spruce/ Pine
Dimensions	18 × 95 mm (nom 22 × 100 mm) 3000–6000 mm
Moisture	18 %
Surface	Untreated
Packaging	Shrink wrapped



### Profiled Timber TGV

Wood species	Spruce
Dimensions	22 × 120 mm (nom 25 × 125 mm) 3000–6000 mm
Moisture	18 %
Surface	Untreated or coated black, Nordica Eco RAL 9005
Packaging	Shrink wrapped



### Profiled Timber STV DIN

Wood species	Spruce
Dimensions	19.5 × 96 mm (nom 22 × 100 mm) 3000–6000 mm
Moisture	18 %
Surface	Untreated or primed white, Teknol 2881
Packaging	Shrink wrapped



### Profiled Timber Klink

Wood species	Spruce
Dimensions	17.5 × 146 (nom 19 × 150 mm) 3000–6000 mm
Moisture	18 %
Surface	Untreated or primed and surface-treated white, Nordica Eco 3330-03 NCS S 0502-Y
Packaging	Shrink wrapped





# PINIERA PRODUCTS



## Packaging Timber

Wood species	Taeda / Elliotti Pine
Dimensions	Thickness 13 – 22 mm Width 60 – 150 mm Length 800 – 3100 mm
Moisture	KD 12 – 14 %
Certification	Heat treated according to IPPC-Standard
Processing	Rough or planed



## Planed Timber

Wood species	Taeda / Elliotti Pine
Dimensions	Thickness 17 – 50 mm Width 60 – 250 mm Length 800 – 3100 mm
Moisture	KD 8 – 14 %
Processing	Planed, square edged, eased edged



## Sawn Timber / Construction Timber

Wood species	Taeda / Elliotti Pine
Dimensions	Thickness 17 – 75 mm Width 60 – 250 mm Length 800 – 3100 mm
Moisture	KD 8 – 14 %
Certification	KD HT
Processing	Rough or planed



## Clear Timber

Wood species	Taeda / Elliotti Pine
Dimensions	Thickness 17 – 75 mm Width 60 – 250 mm Length 800 – 3100 mm
Moisture	KD 8 – 14 %
Processing	Rough, planed, square edged, eased edged



## Furniture Grade / COL

Wood species	Taeda / Elliotti Pine
Dimensions	Thickness 17 – 50 mm Width 60 – 250 mm Length 800 – 3100 mm
Moisture	KD 8 – 14 %
Processing	Rough, planed, square edged, eased edged



## Appearance Boards

Wood species	Taeda / Elliotti Pine
Dimensions	Thickness 17 – 22 mm Width 89 / 140 / 184 / 235 mm Length 800 – 3100 mm
Moisture	KD 12-14%
Processing	Planed, square edged, eased edged





PERFECTION

IN CUSTOMER SERVICE

OUR GOAL:

To meet and exceed customer expectations. As a team, it is our job to do so – right down to the very last detail. Our sales team appreciates special requests as these give us the opportunity to work with our customers on new ideas and innovations.



Contact

AUSTRIA

**HS Timber Group GmbH**

Favoritenstraße 7/2

1040 Vienna

T +43 (0) 1 585 68 62-0

F +43 (0) 1 585 68 62-20

[office@hs.at](mailto:office@hs.at)

**Piniera GmbH**

Favoritenstraße 7/2

1040 Vienna

[office@piniera.com](mailto:office@piniera.com)

ROMANIA

**HS Baco Panels S.R.L.**

Strada Crinului Nr. 15

605200 Comănești

T +40 (0) 234 374 052

[baco@hs.ro](mailto:baco@hs.ro)

FINLAND

**Luvian Saha Oy**

Sahantie 1

29100 Luvia

T +358 20 779 1100



Scan me



[www.hs.at](http://www.hs.at)

[www.luviansaha.fi](http://www.luviansaha.fi)  
[www.piniera.com](http://www.piniera.com)

© **HS Timber Group GmbH**

Favoritenstraße 7/2

1040 Vienna

Austria

Status as of: June 2024



gedruckt nach den Richtlinien des  
Österreichischen Umweltzeichens,  
Druckerei Janetschek GmbH  
UW-Nr. 637